



**BEHAVIORAL HEALTH
DISPARITIES IMPACT
STATEMENT
FACT SHEET**

EDUCATION:

**XPand Counties Graduation/Dropout Rate
Table, Mississippi Department of Education,
2012-2013**

County	Graduation Rate	Dropout Rate
Smith	78.70%	12.60%
Scott	77.90%	10.80%
Newton	81.70%	8.60%
Neshoba	85.90%	< 5%
Leake	75.60%	11.80%
Kemper	65.40%	27.40%
Jasper	78.35%	15.60%
Clarke	85.20%	< 5%

TEEN PREGNANCY:



DID YOU KNOW?
Teen mothers are far more likely to drop out of school than other female youth. Teen mothers often resort to leaving school and/or their job in order to take care of children, which in turn puts teen moms at particularly high risk for unemployment and poverty.

Mississippi Teen Births (age 14-19) by County and Year

County	2011	2012	2013
Clarke	20	20	21
Jasper	45	32	24
Kemper	10	14	14
Leake	44	45	42
Neshoba	78	61	74
Newton	54	46	40
Scott	71	76	58
Smith	38	32	21

Mississippi State Department of Health; 2013 Teen Birth Statistics

JUVENILE JUSTICE/CRIMINAL JUSTICE:



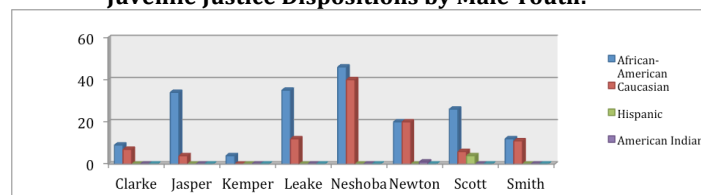
Juvenile Dispositions by County in 2012

Clarke	27
Jasper	56
Kemper	0
Leake	59
Newton	63
Scott	51
Smith	30
Neshoba	142

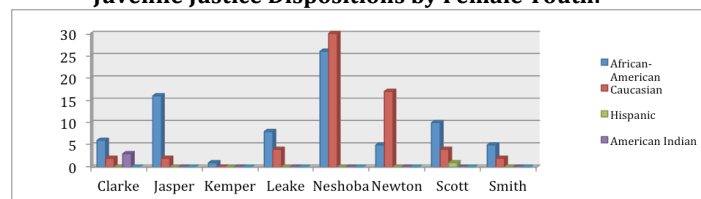
DID YOU KNOW?

Approximately 1 out of every 5 incarcerated youth in Mississippi's juvenile justice system suffers from a serious mental health disorder.

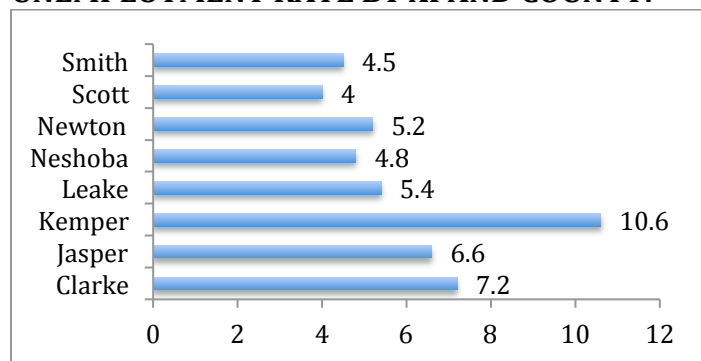
Juvenile Justice Dispositions by Male Youth:



Juvenile Justice Dispositions by Female Youth:



UNEMPLOYMENT RATE BY XPAND COUNTY:



*U.S. Unemployment Rate = 5.1%

YOUTH HOMELESSNESS:

DID YOU KNOW?

In 2014, the Annual Homeless Assessment Report to Congress reported that on any given night, there were 171 unaccompanied homeless children and youth in Mississippi.